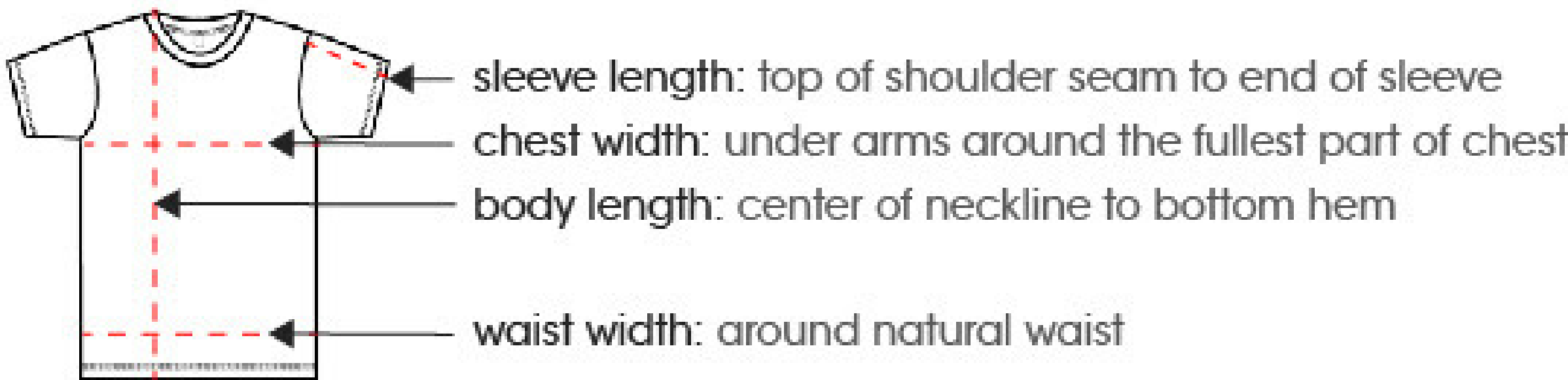


YEAREGODS

# SIZE CHARTS

## UNISEX T-SHIRTS.

when using a measuring tape, keep the tape level and comfortably loose



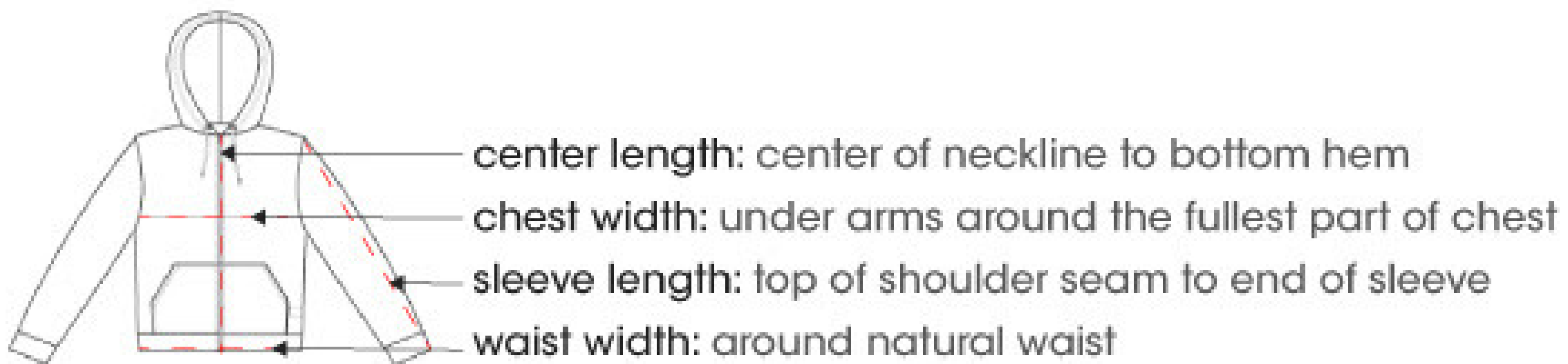
	s	m	l	xl	xxl
sleeve length	8-3/8"	8-5/8"	8-7/8"	9-1/8"	9-3/8"
chest width	36"	40"	44"	48"	52"
body length	28-3/8"	29-3/8"	30-3/8"	31-3/8"	32-3/8"
waist width	36"	40"	44"	48"	52"

50% poly, 25% ring-spun cotton, 25% rayon - poly retains shape and elasticity - cotton lends both comfort and durability - rayon makes for unique texture and drapes softly against the body.

# UNISEX T-SHIRTS.




when using a measuring tape, keep the tape level and comfortably loose



	xs	s	m	l	xl	xxl
center length	21-1/4"	22-1/4"	23-1/4"	24-1/4"	25-1/4"	26-1/4"
chest width	32-34"	36-38"	40-42"	42-44"	46-48"	48-50"
sleeve length	25-5/8"	26-1/8"	26-5/8"	27-1/8"	27-5/8"	28-1/8"
waist width	28-30"	30-32"	32-33"	33-34"	36-38"	40-42"

Unisex sizes - women may prefer to order one size smaller - runs narrow in the waist and hips - long bunched sleeves.



# WOMEN T-SHIRTS.



Size	XS	S	M	L	XL	2XL
Width	16	16.5	17.5	18.5	19.5	20.5
Length	24.5	25	26	27	28	29

The tultex women's tee has been pre-washed to minimize shrinkage. with a reactive-dyed for longer-lasting color and double-needle sleeves and bottom hem it has been perfectly constructed for a slim, feminine fit.



# WOMEN RAZOR TANK TOPS.



**XS**

cristina  
5'0"  
100 lbs

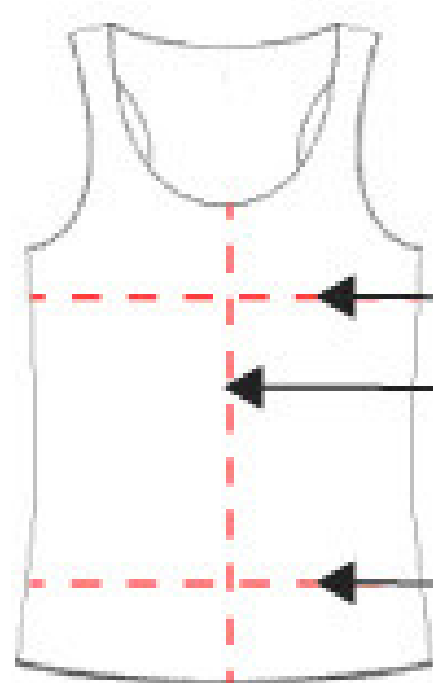
**S**

julie  
5'3"  
110 lbs

**m**

zafir  
5'6"  
125 lbs

when using a measuring tape, keep the tape level and comfortably loose




chest width: under arms around the fullest part of chest

center length: center of neckline to bottom hem

waist width: around natural waist

	xs	s	m	l
chest width	26"	28"	30"	32"
center length	17-1/2"	18"	18-1/2"	19-1/4"
waist width	33"	36"	39"	42"

-tri-blend racerback tank - 50% poly, 25% cotton, 25% rayon - poly retains shape and elasticity - cotton lends both comfort and durability - rayon makes for a unique texture and drapes softly against the body - fitted at the chest and natural waist - wider at the hips - low cut neck line and low cut under arms - raw edge seams - side seams




# WOMEN RAZOR TANK TOPS.



WOMEN'S FLOWY		FITS SIZES
S	Small	2-4
M	Medium	6-10
L	Large	10-14

A fashion-forward tank in a super soft and flowy poly-viscose blend. the cropped and boxy silhouette, round neck and elongated arm holes make this style perfect for layering. offered in a variety of solid, neon and striped colors. features: side seamed. boxy fit. cropped body length.



# WOMEN FLOWY TANK TOPS.



## WOMEN'S FLOWY

## FITS SIZES

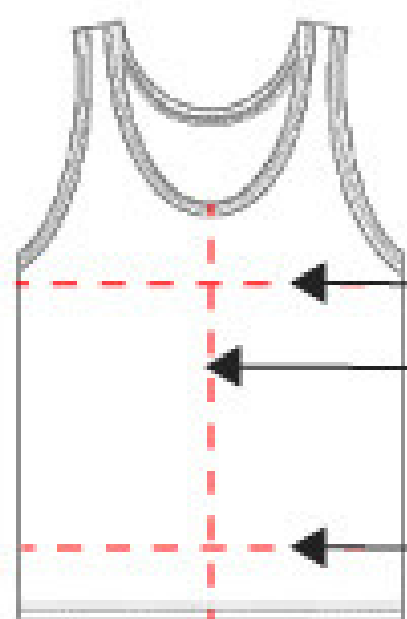
<b>S</b>	Small	2-4
<b>M</b>	Medium	6-10
<b>L</b>	Large	10-14

Designed to perfectly drape over a woman's body, this tee features a luxuriously soft poly viscose fabrication, slouchy fit, wide neckline that can be pulled off the shoulder and short sleeves. features: side seamed. slouchy fit. subtle curved hem. scoop neck.

# MEN TANK TOPS.




when using a measuring tape, keep the tape level and comfortably loose



	xs	s	m	l	xl
chest width	33"	36"	39"	42"	45"
center length	27-1/4"	28-1/4"	29-1/4"	30-1/4"	31-1/4"
waist width	34-1/2"	37-1/2"	40-1/2"	43-1/2"	46-1/2"

100% fine jersey cotton tank - loose cut - great for warm weather.






# MEN POLOS.



MEN'S SIZING								
	S	M	L	XL	2XL	3XL	4XL	5XL
Chest	34-36	38-40	42-44	46-48	50-52	54-56	58-60	62-64
Waist	28-30	32-34	36-38	40-42	44-46	48-50	52-54	56-58





# MEN T-SHIRTS.

UNISEX		CHEST TO FIT
XS	Extra Small	31"-34"
S	Small	34"-37"
M	Medium	38"-41"
L	Large	42"-45"
XL	Extra Large	46"-49"
2XL	Double Extra Large	50"-53"
3XL	Triple Extra Large	54"-57"
4XL	Quadruple Extra Large	58"-61"

100% cotton (*may shrink slightly after drying*) - slim fit with nice drape - runs true to size - if you're looking for a bigger boxier cut, try the gildan tee.

# YOUTH T-SHIRTS.



YOUTH		FITS SIZES
YS	Youth Small	6-8
YM	Youth Medium	10-12
YL	Youth Large	14-16
YXL	Youth Extra Large	18-20

100% lightweight fine ring-spun combed cotton - 30 single 4.2 oz. - youth small 6-8 - youth medium 10-12 - youth large 14-16.




# SWEATSHIRTS.



gildan long sleeve t shirt

	S	M	L	XL	2XL	3XL
Body Length	28	29	30	31	32	33
Body Length Tolerance	1	1	1	1	1	1
Body Width	18	20	22	24	26	28
Body Width Tolerance	1	1	1	1	1	1
Sleeve Length (From Center Back)	33 1/2	35	36 1/2	38	39 1/2	41

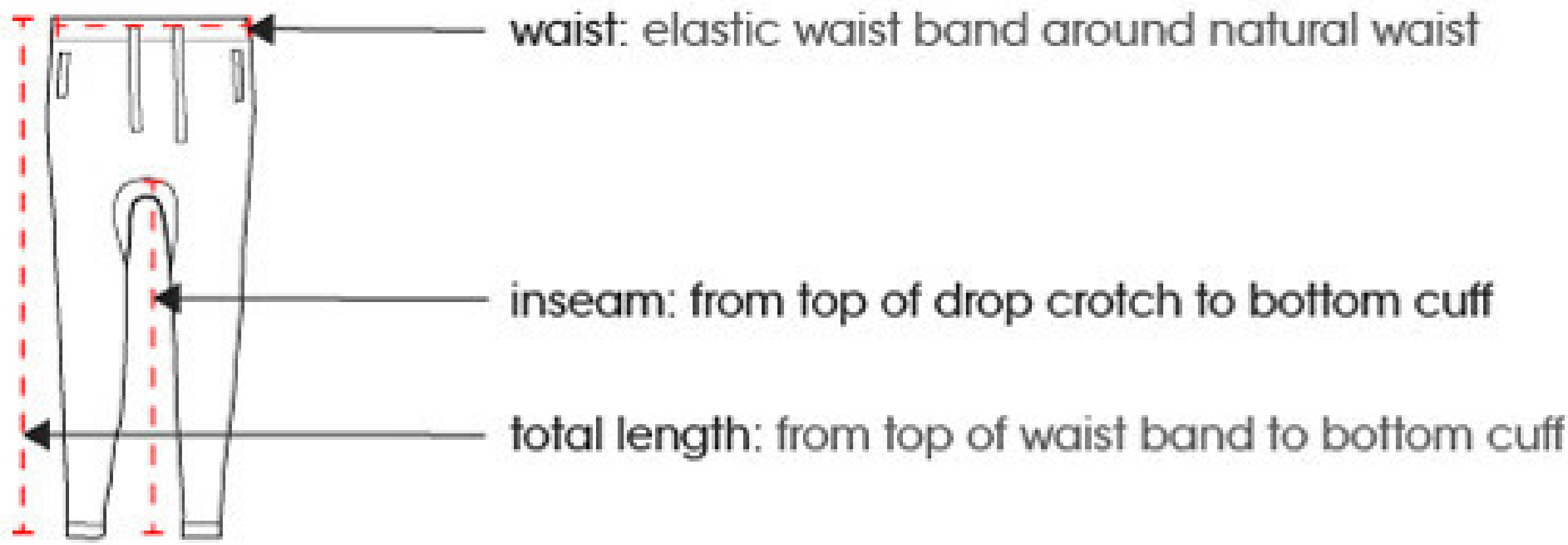
Fits true to size. recommend women order a size smaller than normal.



# JOGGERS / SWEATPANTS.




when using a measuring tape, keep the tape level and comfortably loose



	s	m	l	xl	xxl
waist	30"	32"	34"	36"	38"
inseam	29"	30"	30.5"	31"	31.5"
total length	38"	39"	40"	41"	42"





## FITTED HATS.



Size fits 7-1/8 to 7-5/8.

---

\*\*\*Any designs desired on a type of garment may result in a price increase\*\*\*

